

School: Seton LP  
Grade & Section: G1  
Term/Quarter #: T3  
Subject: Math  
Lesson/Title: Patterns [School ST 1]

Name: \_\_\_\_\_ Date: \_\_\_\_\_

I. Directions: Read each question carefully. Circle the letter of the correct answer.

1. What number comes next in this pattern?

144, 112, 144, 112, ?

A. 113

B. 144

C. 142

2. Which of the following shows a repeating pattern?

A. 1, 2, 3, 4, 5, 6, 7...

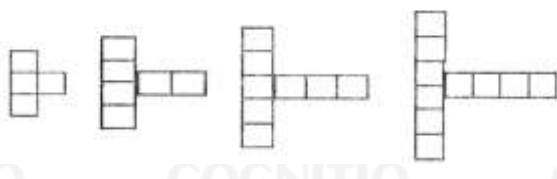
B. A, B, AB, ABC, ABC...

C. 2, B, 2, B, 2, B, 2...

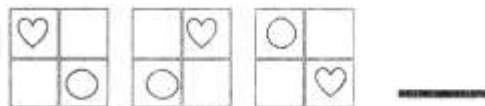
3. Which of the following shows a growing pattern?


A. 

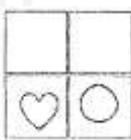
B. 


C. 

4. What is the next figure in the given pattern below?



A. 

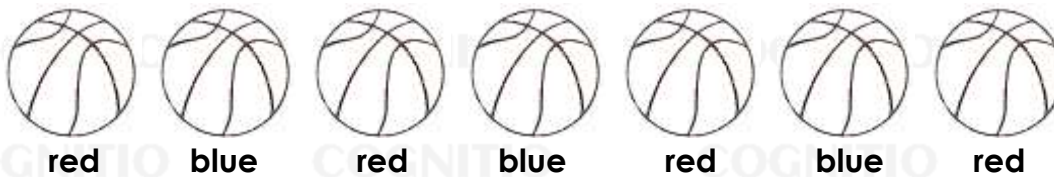
B. 

C. 

II. Directions: Observe the pattern in Column A. Color the picture on Column B that continues the pattern.

|    | Column A                     | Column B     |
|----|------------------------------|--------------|
| 5. |                              | <p>color</p> |
| 6. |                              | <p>color</p> |
| 7. | A, B, C, A, B, C, A, B, C, — | <p>color</p> |
| 8. |                              | <p>color</p> |

9. Use two different colors to fill the shapes and demonstrate REPEATING patterns.



10. Use two different colors to fill the shapes and demonstrate GROWING patterns.

